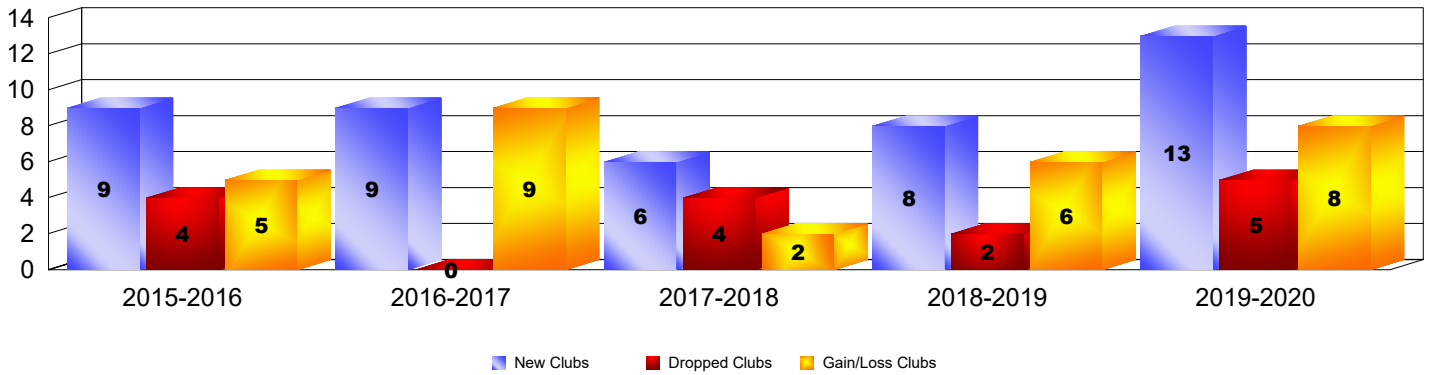


Multiple District R

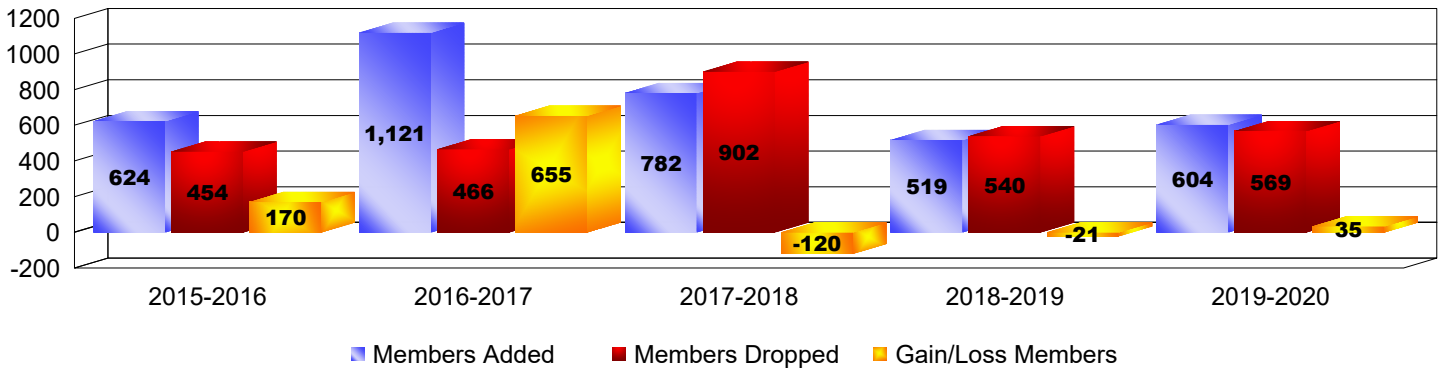
As of June 2020 Cumulative

Year	New Clubs	Dropped Clubs	Gain/Loss Clubs	New Members	Charter Members	Reinstate Members	Transfer Members	Total Member Added	Total Members Dropped	Gain/Loss Members
2015-2016	9	4	5	369	227	9	19	624	454	170
2016-2017	9	0	9	760	308	50	3	1,121	466	655
2017-2018	6	4	2	553	165	62	2	782	902	-120
2018-2019	8	2	6	253	237	24	5	519	540	-21
2019-2020	13	5	8	253	278	70	3	604	569	35
Average	9	3	6	438	243	43	6	730	586	144


Clubs



Members



Membership Composition June 2020 Cumulative



Gender Comparison June 2020 Cumulative

